



Making labor safer for women and their babies

About MindChild Medical, Inc.

MindChild Medical, Inc., is a privately funded medical device company founded in 2008. MindChild's principal technology platform, the MERIDIAN M110 non-invasive fetal electrocardiograph (fECG) monitor, is designed to report fetal heart rate data equivalent to the gold standard fetal scalp electrode and uterine activity equivalent to the gold-standard intrauterine pressure catheter.

MindChild was co-founded by **Adam Wolfberg, MD**, MFM and Assistant Professor, Tufts Medical Center **Gari Clifford, PhD**, Principal Research Scientist at Harvard-MIT Division of Health and Science Technology **James Robertson**, President and CEO, and **Jay Ward**, Executive Vice President, both of E-TROLZ, Inc. MindChild has exclusively licensed intellectual property from the Massachusetts Institute of Technology, Tufts Medical Center and E-TROLZ, Inc., a Massachusetts technology company that develops and commercializes breakthrough physiologic monitoring platforms for a wide variety of applications.

- » **Uninterrupted Monitoring**
- » **Peace of Mind**
- » **Best-in-Class Performance**
- » **Replaces Existing 4 Sensors**

About the Fetal Heart Monitoring Market

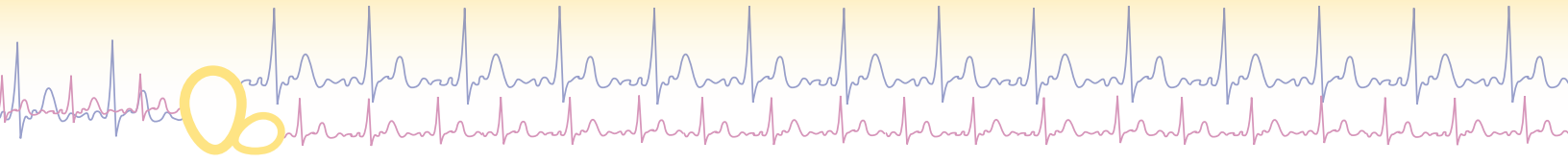
Over 85% of the 4,000,000 live births occurring in the US during 2011 required fetal monitoring during labor and delivery. Current non-invasive Doppler, employing ultrasound to detect FHR, is subject to loss of fetal heart rate due to maternal/fetal movement. Fetal Scalp Electrodes (FSE) that connect directly to the fetus during the later stages of labor and delivery are associated with increased risk of maternal/fetal infection. There are an estimated 28,000 fetal monitors spread over 3,400 hospitals in the US. MERIDIAN M110 has been developed to provide uninterruptible FHR and UA data while addressing the deficiencies in Doppler, FSE, TOCO and IUPC via innovative non-invasive monitoring technology.



About the MERIDIAN Monitoring System

The MERIDIAN M110 Fetal Monitoring System is an intrapartum fetal monitor that externally measures and displays fetal heart rate (FHR), maternal heart rate (MHR), and uterine contractions (UA). The MERIDIAN M110 Fetal Monitoring System acquires and displays the FHR and UA from abdominal surface electrodes that detect the fetal ECG signals, maternal ECG signals, and of uterine muscle contraction signals. Tracings of FHR and UA are displayed onto a primary fetal monitor.

The MERIDIAN M110 Fetal Monitoring System is indicated for use on women who are at ≥ 37 completed weeks, in labor, with singleton pregnancies, using surface electrodes on the maternal abdomen. The MindChild MERIDIAN M110 is intended for use by health care professionals in a clinical setting.

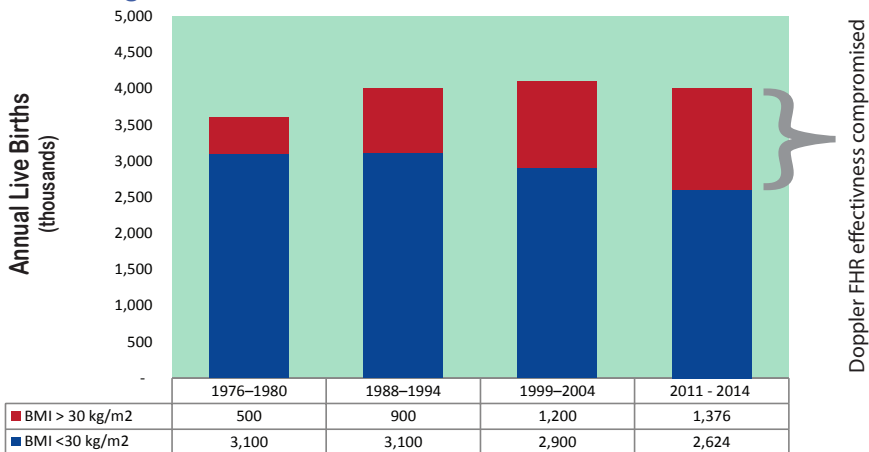


MERIDIAN Advantages

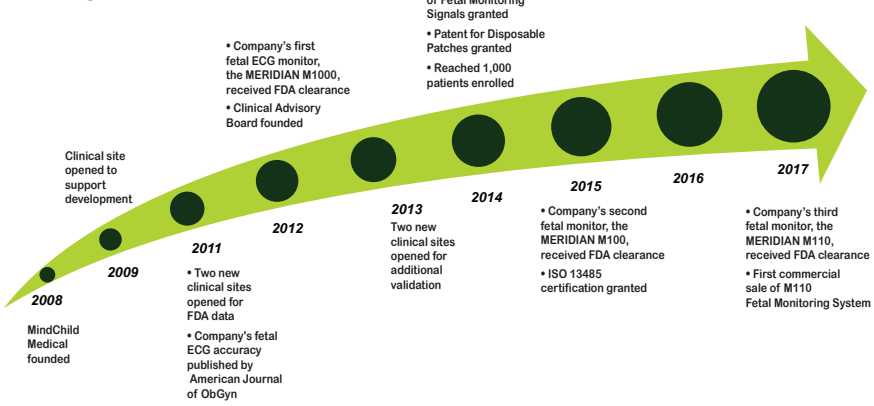
- » Uninterrupted Monitoring
- » Peace of Mind
- » Best-in-Class Performance
- » Replaces Existing 4 Sensors

	Fetal Heart Rate			Uterine Contractions	
	Doppler	FSE	mindchild	TOCO	IUPC
Consistent, Reliable and Highly Accurate	X	✓	✓	X	✓
Non-Invasive	✓	X	✓	✓	X
Dynamic Tracking No Continual Repositioning	X	✓	✓	X	✓
Eliminate Risk of Internal Infection	✓	X	✓	✓	X
Maternal and Clinician Peace of Mind	X	X	✓	X	X
Multi-Sensor Capabilities All-in-One Solution	X	X	✓	X	X

Increasing Maternal BMI



History



21 CFR §801.109: "Caution: US Federal Law restricts this device to sale by or on the order of a physician"
 MindChild MERIDIAN is protected by patents in the United States and elsewhere. 7,949,389 - 8,805,485 - 8,892,181



MindChild Medical, Inc.
 1600 Osgood St. Suite #2017
 North Andover, MA 01845
 Phone: 978.566.9880
 Email: sales@mindchild.com